

47 4x50m Medley Mixed - U16 Final

Official













Mixed
Open N

Mixed Open NZR

1:39.53 2022-12-14

NZL
NZL

Rank	Competitor	Age	Club	RT	PTS	Result
1	 Rangitoto ...	15	 Rangitoto C...	0.68		1:54.02 Entry: 1:56.74 -2.72
	Hayley Wyatt	14	(0.68)	30.59	30.59	
	India Vaughan	15		1:03.77	1:03.77	
	Grayson Coulter	13		1:29.17	1:29.17	
	Henry Wang	14		1:54.02	1:54.02	
2	 Pinehurst S...	15	 Pinehurst S...	0.66		1:55.35 -
	Arisa Liu	15	(0.66)	28.80	28.80	
	Runxiang Wang	15		59.17	59.17	
	Sonny Liu	15		1:26.63	1:26.63	
	Samantha Simpson-Foster	14		1:55.35	1:55.35	
3	 Rangitoto ...	15	 Rangitoto C...	0.61		1:55.70 Entry: 1:56.75 -1.05
	Amber Lin	14	(0.61)	30.53	30.53	
	Elvin Wang	14		1:01.89	1:01.89	
	Chris Kumala	15		1:28.81	1:28.81	
	Lani Kim	14		1:55.70	1:55.70	
4	 Orewa Coll...	15	 Orewa Coll...	0.64		1:59.36 Entry: 2:03.00 -3.64
	Seamus Avery	13	(0.64)	29.75	29.75	
	Nina Rice	15		1:03.68	1:03.68	
	Zoe Hooton	15		1:34.45	1:34.45	
	Murray Barnes	14		1:59.36	1:59.36	
5	 Botany Do...	15	 Botany Do...	0.71		1:59.41 Entry: 2:03.00 -3.59
	Soyo Yamagami	13	(0.71)	33.26	33.26	
	Rick Zhao	15		1:03.50	1:03.50	
	Kento Wangford	13		1:31.11	1:31.11	
	Ashley Lam	13		1:59.41	1:59.41	
6	 ACG Strath...	15	 ACG Strath...	0.66		1:59.61 Entry: 12:32.20 -632.59
	Ayla Church	14	(0.66)	31.01	31.01	
	Isaiah Tauu	14		1:02.92	1:02.92	
	Bishop Lafaele-Pucher	15		1:30.79	1:30.79	
	Lara Migounoff	14		1:59.61	1:59.61	
7	 Taradale Hi...	15	 Taradale Hi...	0.55		2:04.92

	Phoenix Botes	13 (0.55)	30.65	30.65	
	Aidan Hyde-Hills	15	1:05.33	1:05.33	
	Scarlett Botes	15	1:35.43	1:35.43	
	Annabelle Lott	15	2:04.92	2:04.92	
8	 Mt Albert G...	15  Mt Albert G...	0.84	2:05.00	Entry: 2:02.51 +2.49
	Connor Webby	15 (0.84)	30.26	30.26	
	Jonny Joseph	15	1:04.31	1:04.31	
	Marli Coverdale	13	1:35.75	1:35.75	
	Sophia Jack	15	2:05.00	2:05.00	
9	 Aquinas Co...	14  Aquinas Co...	0.72	2:06.83	Entry: 2:08.71 -1.88
	Levi Dixon	13 (0.72)	32.42	32.42	
	Hayden Forlong	14	1:06.33	1:06.33	
	Evie Metcalfe	14	1:37.93	1:37.93	
	Mila Kennedy	13	2:06.83	2:06.83	
10	 Bethlehem ...	15  Bethlehem ...	0.77	2:07.27	Entry: 1:58.60 +8.67
	Addison Lichtwark	13 (0.77)	35.71	35.71	
	Luke Houghton	15	1:09.67	1:09.67	
	Logan Pinkerton	15	1:38.11	1:38.11	
	Holly Blakemore	14	2:07.27	2:07.27	
11	 Havelock N...	14  Havelock N...	0.63	2:10.98	Entry: 1:58.00 +12.98
	Casey Gruiters	13 (0.63)	34.93	34.93	
	Braden Turei	14	1:07.64	1:07.64	
	Grace Stuttle	13	1:41.66	1:41.66	
	Alex Stuttle	13	2:10.98	2:10.98	
12	 Hauraki Pla...	15  Hauraki Pla...	0.61	2:12.26	Entry: 2:25.00 -12.74
	Taylor Batchelor	15 (0.61)	34.44	34.44	
	Wilson Slavic	14	1:09.27	1:09.27	
	Jasmine Welsh	14	1:43.06	1:43.06	
	Finn Verner	15	2:12.26	2:12.26	
-	 Macleans ...	15  Macleans C...	0.77	DSQ	
	Lorin Chang	13 (0.77)		DSQ	
	Bianca Chow	14			
	Jazlyn Neo	15			
	Lucas Wong	13			